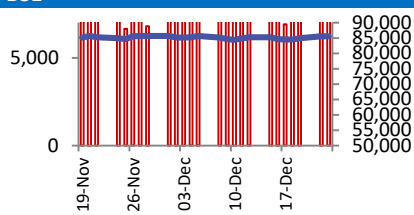
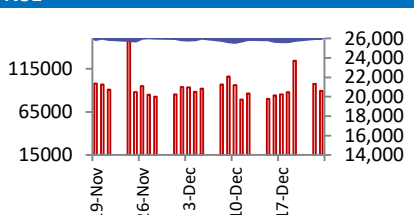


BSE	NSE																												
 <table> <tr><td>Open</td><td>85225</td></tr> <tr><td>High</td><td>85379</td></tr> <tr><td>Low</td><td>84938</td></tr> <tr><td>Close</td><td>85041</td></tr> <tr><td>Change</td><td>-367</td></tr> <tr><td>Volume (Lacs)</td><td>6172</td></tr> <tr><td>Turnover (Rs.inCr)</td><td>8466</td></tr> </table>	Open	85225	High	85379	Low	84938	Close	85041	Change	-367	Volume (Lacs)	6172	Turnover (Rs.inCr)	8466	 <table> <tr><td>Open</td><td>26121</td></tr> <tr><td>High</td><td>26144</td></tr> <tr><td>Low</td><td>26009</td></tr> <tr><td>Close</td><td>26042</td></tr> <tr><td>Change</td><td>-100</td></tr> <tr><td>Volume(Lacs)</td><td>42502</td></tr> <tr><td>Turnover(Rs.in Cr)</td><td>81554</td></tr> </table>	Open	26121	High	26144	Low	26009	Close	26042	Change	-100	Volume(Lacs)	42502	Turnover(Rs.in Cr)	81554
Open	85225																												
High	85379																												
Low	84938																												
Close	85041																												
Change	-367																												
Volume (Lacs)	6172																												
Turnover (Rs.inCr)	8466																												
Open	26121																												
High	26144																												
Low	26009																												
Close	26042																												
Change	-100																												
Volume(Lacs)	42502																												
Turnover(Rs.in Cr)	81554																												

World Markets	Current	Previous	Pt. Chg	Var(%)
Dow	48711	48731	(20)	-0.04%
Dow Futures	49006	48998	8	0.02%
Nasdaq	23593	23613	(20)	-0.09%
FTSE	9871	9889	(19)	-0.19%
Nikkei	50550	50750	(200)	-0.39%
Hang Seng	25921	25819	102	0.39%
Gift Nifty	26090	26074	16	0.06%
Straits Singapore	4643	4636	7	0.15%
South Korea	4194	4130	64	1.56%
Taiwan	28776	28556	220	0.77%
Shanghai	3981	3964	17	0.44%

Commodity Prices	Current	Previous	Pt. Chg	Var(%)
Copper (\$/MT)	12163	12061	102	0.8%
Alumin (\$/MT)	2961	2939	22	0.7%
Zinc (\$/MT)	3091	3094	(3)	-0.1%
Brent Crude (\$/bbl)	61	61	1	1.0%
Gold (\$/Ounce)	4514	4533	(20)	-0.4%
Silver (\$/Ounce)	79	79	(0)	-0.5%
Light Crude (\$/bbl)	57	57	1	0.9%
N G (\$/mmbtu)	4	4	0	3.0%
Sugar (\$/MT)	435	432	3	0.8%
Rubber (Rs./kg)	184	184	1	0.3%
Baltic Dry Index	1877	1889	(12)	-0.6%

Currency Exchange Rate	Current	Previous	Var(%)
Rs./ \$ rate	89.85	89.78	0.07%
Rs./ Euro	105.75	105.94	-0.18%
Rs./Chinese Yuan	12.81	12.83	-0.09%
Yen / \$ rate	156.40	156.57	-0.11%
\$ US/Euro	1.18	1.18	0.03%

Dollar Index	Current	Previous	Var(%)
Dollar Index	97.99	98.02	-0.03%

Support/ Resistance Levels for Today		
	Nifty	Bank Nifty Fut
Support 1	26000	58900
Support 2	25940	58750
Resistance	26120	59200

Securities in Ban For Trade
SAMMAANCAP

Market Review

US: Wall Street ended a light-volume post-Christmas session nearly unchanged on Friday, with few catalysts to fuel much conviction one way or the other.

Asia: Asian stocks were at six-week highs on Monday, while the dollar hovered near its lowest in almost three months on expectations of the Federal Reserve cutting interest rates next year, which have also sparked a fierce rally in precious metals.

India: Indian benchmark indices Sensex and Nifty closed lower on Friday as investors pared positions near record highs, with thin year-end trading and continued foreign outflows tempering risk appetite. **Market is expected to open on a flattish note and likely to witness range bound move during the day.**

Global economy: China's finance ministry on Sunday said fiscal policies will be more proactive next year, reiterating its focus on domestic demand, technological innovation and a social safety net. The statement comes as trading partners urge the world's second-biggest economy to reduce its reliance on exports, underscoring the urgency to revive confidence at home where a prolonged property crisis has rippled through the economy, weighing on sentiment.

Canadian Prime Minister Mark Carney on Saturday announced an additional \$2.5 bn of economic aid for Ukraine. The assistance will help Ukraine unlock financing from the International Monetary Fund, Carney said during an appearance with Ukrainian President Volodymyr Zelenskiy, who also spoke briefly to reporters.

Russia's central bank said on Friday that it will halve its own forex interventions from the new year in an expected move that will take away some support for the rouble in 2026, with economists expecting the rouble to weaken.

Commodities: Oil prices rose in early Asian trading on Monday as investors weighed Middle East tensions that could disrupt supply, while a major hurdle remains in the Russia-Ukraine peace talks.

Silver surged past \$80 an ounce, reaching an all-time high, driven by supply constraints, robust industrial demand, and expectations of U.S. interest rate cuts. Platinum also hit a record, while gold saw a slight dip after its own record-breaking session.

Currency: The yen recovered some ground on Monday following a steep drop at the end of last week as markets weighed the timing of more interest rate hikes in Japan and the possibility of intervention in thin end-of-year trading.

FII Derivative Transactions (Rs. Cr)

Contracts	Purchase		Sell		Net	Open Interest (OI)		OI (Previous day)		Change	
	Contract	Value	Contract	Value	Value	Contract	Value	Contract	Value	Contract	Value
Index Future	46615	8980	56717	10110	(1130)	178665	33305	171773	33026	6892	279
Index Option	5336896	1046828	5296349	1038980	7848	2438121	466514	2107604	405565	330517	60949
Stock Future	1872777	127899	1854014	126733	1166	6050334	411995	6060057	413677	(9723)	(1682)
Stock Option	629837	43967	627872	43848	119	544271	37755	582622	40439	(38351)	(2684)
Total	7886125	1227674	7834952	1219671	8003	9211391	949569	8922056	892707	289335	56862

FII All Activity-BBG (Rs Cr)	Buy	Sell	Net
17-Dec-25	13592	11934	1658
18-Dec-25	14176	11352	2824
19-Dec-25	28276	26109	2167
22-Dec-25	10901	10713	188
23-Dec-25	7461	8809	(1348)
Month to date- Dec	224702	234390	(9688)
FII (Prov.) (Rs Cr)	Buy	Sell	Net
18-Dec-25	11442	10847	596
19-Dec-25	27448	25617	1831
22-Dec-25	10714	11171	(457)
23-Dec-25	7035	8830	(1795)
24-Dec-25	5071	6793	(1721)
Month to date-Dec	208211	232042	(23831)
DII (Prov.) (Rs. Cr)	Buy	Sell	Net
18-Dec-25	12376	9675	2700
19-Dec-25	23098	17375	5723
22-Dec-25	15296	11238	4058
23-Dec-25	11906	8094	3812
24-Dec-25	11850	9469	2381
Month to date-Dec	267476	205192	62284
FII Debt - BBG (Rs. Cr)	Buy	Sell	Net
17-Dec-25	1647	1966	(319)
18-Dec-25	1243	2427	(1184)
19-Dec-25	1807	1377	430
22-Dec-25	2417	3974	(1557)
23-Dec-25	1745	3743	(1998)
Month to date- Dec	34247	47535	(13288)

Market Breadth	BSE		NSE	
	No.	%	No.	%
Advance	1690	39%	1367	39%
Decline	2540	58%	2033	58%
Unchanged	157	4%	85	2%

Market Turnover	26-Dec	24-Dec	Var (%)
BSE Cash	8466	9529	-11%
NSE Cash	81554	86241	-5%
NSE Futures	328613	288371	14%
NSE Options	14780821	10115884	46%
Total (Rs.Cr)	15199454	10500025	45%

Volatility Index	26-Dec	24-Dec
Volatility Index	9.15	9.19

Index PE - TTM	26-Dec	Yr. High	Yr. Low
Sensex	23.6	24.1	20.3
Nifty	22.8	23.0	19.6

Corporate News

Coforge signed an agreement to acquire Encora US Holdco and Encora Holdings. The acquisition is to be executed via a share swap with no cash outflow. The company is to issue approx. 9.38 crore new equity shares to the investors. The issue price is set at Rs 1,815.91 per share, which is an 8% premium to the last closing price. The total acquisition value is Rs 17,032 Cr. (NDTV)

Sangam India signed an Epc contract with Ib Vogt Solar for setting up a 27 MWp power plant in Jaisalmer. (NDTV)

Tamilnad Mercantile will open two branches in Tamil Nadu, one branch in Karnataka, one branch in Kanyakumari, and one branch in Gujarat. (NDTV)

Panorama Studios executed an MoU with Amp Studio to exploit the theatrical and non-theatrical rights of the Gujarati language film titled 'Paatki' and executed an assignment pact with the producers to exploit airborne rights of the Gujarati language film 'Vash Level 2'. (NDTV)

Economy

India is weighing higher customs duties and targeted incentives for a range of goods where imports remain high despite local production, in a bid to narrow the merchandise trade gap and reduce dependence on single-source supply chains. The proposed initiative could be rolled out in the upcoming budget, people aware of the development said. (ET)

The finance ministry has begun a review of the cup-and-cap model under the government's flagship crop insurance programme, Pradhan Mantri Fasal Bima Yojana (PMFBY), amid concerns of a sharp decline in crop insurance business. (ET)

International

Embattled Australian casino operator Star Entertainment said on Monday that its Chief Financial Officer, Frank Krile, had resigned and would be leaving the firm, effective immediately. Group Chief Operating Officer Jeannie Mok has also resigned and will be leaving Star at the end of January 2026, the company added in its statement. (Inv)

Amazon said on Sunday it has decided not to pursue plans to deliver goods by drone in Italy, saying that while it had made good progress with aerospace regulators, broader business regulatory issues did not support the project. The Italian civil aviation ENAC called the decision unexpected, saying in a statement on Saturday the move was motivated by company policy, linked to recent financial events involving the Group. (Inv)

Top 5 Nifty Gainers	26-Dec	24-Dec	Var(%)
TITAN	3992	3909	2.1%
NESTLEIND	1273	1260	1.0%
HINDALCO	873	864	1.0%
CIPLA	1506	1496	0.6%
NTPC	324	323	0.5%
Top 5 Nifty Losers	26-Dec	24-Dec	Var(%)
ASIANPAINT	2747	2786	-1.4%
SHRIRAMFIN	960	974	-1.4%
TECHM	1612	1632	-1.2%
TCS	3280	3319	-1.2%
BAJFINANCE	1000	1012	-1.2%

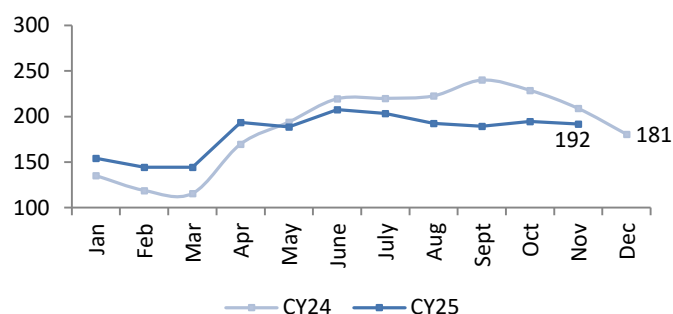
BSE Index Watch	Last	1 day	1 wk	1 mth	1 yr
SENSEX	85041	-0.4%	0.7%	-0.8%	8.1%
MIDCAP	46721	-0.2%	1.6%	-1.0%	0.9%
SMLCAP	51319	-0.3%	2.3%	-1.4%	-6.8%
AUTO	61610	-0.5%	1.4%	-0.2%	18.0%
BANKEK	65991	-0.2%	0.0%	-1.4%	13.4%
Capital Goods	67142	-0.5%	2.6%	-3.0%	-1.5%
FMCG	20225	0.0%	1.1%	-0.9%	-2.0%
Health Care	43871	-0.4%	1.0%	-2.3%	-1.7%
IT	37420	-0.9%	0.4%	3.1%	-14.2%
METAL	35659	0.5%	2.4%	4.5%	22.1%
Oil & Gas	27935	-0.1%	0.8%	-1.0%	8.0%
Power	6488	-0.3%	1.8%	-1.9%	-7.2%
Realty	6851	-0.2%	1.4%	-2.3%	-18.0%

Margin Trading Disclosure (Rs. In Cr)	Last	1 day	1 wk	1 mth	3 mth
Op. Scripwise Outstanding	111389	0%	-1%	-2%	13%
Fresh Exposure	4100	12%	50%	52%	-40%
Exposure liquidated	3129	2%	35%	1%	-47%
Closing Net scripwise outstanding	112361	1%	0%	0%	13%

NSE USD Futures	24-Dec	23-Dec	Var (%)
Dec Expiry (Rs./\$)	89.13	89.13	0.0%
Jan Expiry (Rs./\$)	89.89	89.78	0.1%
Total Turnover (Rs. Crore)	10529	3743	181%

Sectors	TTM PE
Auto	32.31
Auto Ancillary	43.15
Banking	14.9
Engineering	36.95
Cement	64.04
Diamonds & Jewellery	41.8
Housing Finance	23.58
Infrastructure & Const	28.29
Metals-Aluminium	27.23
Metal – Steel	17.41
Oil Expl.	9.08
Pharma	10.78
Power – Gen. Supp.	39.79
Information Tech.	28.97
Sugar	17.41
Telecom Serv. Prov.	39.26
Tyres	35.29

All India Tea Prices (Rs/Kg) (Source: BBG)



10 year G-Sec Yield	Current	Previous	Change
US	4.13%	4.13%	0 bps
Japan	2.05%	2.04%	1 bps
India	6.56%	6.54%	2 bps
UK	4.51%	4.51%	0 bps
Libor 3 Mths	4.85%	4.85%	(0) bps

Indian Eco Data	Current	Previous	Var(%)
Forex Reserve (US\$ in bn)	602	689	-12.6%
Inflation - WPI	-0.32%	-1.21%	89 bps
Inflation - CPI	0.71%	0.25%	46 bps

India GDP	Q3FY25	Q2FY25	Var (%)
Growth	8.23%	7.81%	42 bps

Monetary Policy	Current	Previous	Change
Repo Rate	5.25%	5.50%	(25) bps
Reverse Repo Rate	3.35%	3.35%	0 bps
CRR	3.00%	3.75%	(75) bps
O/S Banking System Liquidity (Rs bn)	-937	-889	(48.7)

IIP Growth %	Oct-25	Oct-24	Apr-Oct
IIP	0.4	3.7	3.4
Capital Goods	2.4	2.9	4.8
Mining	1.8	4.4	4.3
Manufacturing	-6.9	2.0	1.0
Electricity	-1.8	0.9	-0.7

ADR Price Movement

Company	Price (US\$)	Volume	Previous Day Price	Volume	Variance (%)	No. of Share Per ADR	ADR Price (Rs.)	BSE Price	Variance (%)
Infosys Tech	18.79	6204021	18.67	13262530	0.64%	1	1688.26	1656.10	1.9%
Wipro	2.92	1079483	2.91	4195536	0.34%	1	262.36	266.30	-1.5%
Dr.Reddy's	14.16	969439	14.09	365704	0.50%	1	1272.26	1269.30	0.2%
ICICI Bank	30.05	2141087	30.03	2445965	0.07%	2	1349.98	1350.40	0.0%
HDFC Bank	36.46	2261333	36.40	1536814	0.16%	3	1091.96	992.10	10.1%

GDR's (US\$)

	Prices	Prev. Close	Change	Var %
L&T	44.85	45.10	(0.3)	-0.6%
RIL	69.50	70.30	(0.8)	-1.1%
SBI	108.40	109.20	(0.8)	-0.7%

US Economy Data	Current	Previous
Inflation (%) (YoY)	2.70%	3.00%
Unemployment (%)	4.60%	4.40%

Interest Rate (%)	Current	Previous
Fed Rate	3.75%	4.00%

US GDP	Q2CY25	Q1CY25
Growth (QoQ Annualized)	4.30%	3.80%

China Economy Data	Current	Previous
GDP	4.80%	5.20%
Inflation – CPI (%)	0.70%	0.20%

Economic Calendar

	Date
Indian GDP Data	27 Feb
Indian Inflation Data CPI	12 Jan
Indian Inflation Data WPI	14 Jan
Indian Monetary Policy	27 Feb
India's Industrial Production (IIP)	29 Dec
US Inflation Data	13 Jan
US GDP	22 Jan
US Unemployment Data	09 Jan
US Fed Rate	29 Jan
China GDP	19 Jan
China Inflation Data	9 Jan

Event Update

Name	Date	Purpose
Caspian Corporate Services Ltd.	29-12-25	Consolidation of Shares from Re.1/- to Rs.10/-
A-1 Ltd.	31-12-25	Bonus issue
Alps Industries Ltd.	02-01-26	Resolution Plan-Reduction of Capital
Multi Commodity Exchange Of India Ltd.	02-01-26	Stock Split from Rs.10/- to Rs.2/-
Antariksh Industries Ltd.	09-01-26	Bonus issue

Bulk Deal As On 26/12/25

BSE					
Security Code	Security Name	Client Name	Deal	Quantity	Price
539773	ADVIKCA	FAIRPLAN DISTRIBUTORS PRIVATE LIMITED	B	11300000	1.31
539773	ADVIKCA	MOCKTAIL TRADING PRIVATE LIMITED	S	4205167	1.32
539773	ADVIKCA	NIVESH CONSULTANCY PRIVATE LIMITED	S	4128312	1.3
539773	ADVIKCA	TUMPKINSHARP TRADING PRIVATE LIMITED	S	3264391	1.32
539773	ADVIKCA	ULTIMATEANNEX TRADING PRIVATE LIMITED	S	3541000	1.3
539773	ADVIKCA	ULTIMATEANNEX TRADING PRIVATE LIMITED	B	3700000	1.3
544529	APPL	31 DEGREES NORTH FUND I	S	96000	160
500147	COCKERILL	CHETAN JAYANTILAL SHAH	B	25000	4707
500147	COCKERILL	JOHN COCKERILL SA	S	191851	4728.41
500147	COCKERILL	RAMESH SHRICHAND DAMANI	B	27500	4704.45
543276	CRAFTSMAN	PI OPPORTUNITIES AIF V LLP	B	79250	7140
543276	CRAFTSMAN	PIONEER INVESTMENT FUND	S	79250	7140
538476	CTL	UNINAV DEVELOPERS PVT LTD	S	61467	27.02
538476	CTL	UNINAV DEVELOPERS PVT LTD	B	1390000	26.95
538476	CTL	YASHIKA CAPITAL FINVEST PRIVATE LIMITED	S	1399096	26.95
543267	DAVANGERE	IRAGE BROKING SERVICES LLP	S	156788	3.55
543267	DAVANGERE	IRAGE BROKING SERVICES LLP	B	10633395	3.45
539559	DDIL	NEO APEX VENTURE LLP	S	749968	6.37
532092	EPUJA	CHETAN MERCHANT	S	479600	2.97
512443	GANONPRO	KAMLA BUSINESS VENTURES PRIVATE LIMITED	S	150000	15.25
543520	GLHRL	JITENDRA BABULAL JAIN	B	250000	23.11
543520	GLHRL	SHIV SHAKTI TRADING COMPANY	S	94000	23.22
543520	GLHRL	SUCHETA DHRUVKUMAR JANI	S	253000	23.19
544665	GLOBALLOG	MANSI SHARE AND STOCK BROKING PRIVATE LIMITED	S	81600	79.26
544665	GLOBALLOG	MARWADI SHARES AND FINANCE LIMITED	S	51200	83.25
544665	GLOBALLOG	MARWADI SHARES AND FINANCE LIMITED	B	345600	79.2
544656	HRS	MEET RAJENDRAKUMAR PATEL	B	127200	166.13
544656	HRS	SPRING VENTURES	S	100800	168.81
544625	LOGICIEL	COMERCINATE ENTERPRISES PRIVATE LIMITED	S	40800	79.95
544625	LOGICIEL	X91 CAPITAL FUND	B	54000	79.64
534422	LOOKS	MAXGAINZ FINSERVE PRIVATE LIMITED	S	266944	6.42
544635	LUXURY	JOLLY WILSON	S	41600	100.37
544635	LUXURY	JOLLY WILSON	B	43200	98.65
544635	LUXURY	MATALIA STOCK BROKING PRIVATE LIMITED	S	75200	99.35
544635	LUXURY	MATALIA STOCK BROKING PRIVATE LIMITED	B	75200	98.81
544635	LUXURY	SOHAM FINCARE INDIA LLP	S	80000	100.62
544635	LUXURY	SOHAM FINCARE INDIA LLP	B	81600	99.65
537800	MANGIND	SHARE INDIA SECURITIES LIMITED	S	8368974	1.02
537800	MANGIND	SHARE INDIA SECURITIES LIMITED	B	8146617	1.01
540730	MEHAI	DYNAMIC SERVICES & SECURITY LIMITED	B	6000000	1.58
541337	MILEFUR	CHAVDA DEVYANIBEN ANILKUMAR	S	132000	28.92
541337	MILEFUR	SHARE INDIA SECURITIES LIMITED	B	51000	29.27
504378	NYSSACORP	FAIRPLAN DISTRIBUTORS PRIVATE LIMITED	S	189851	2.69
531349	PANACEABIO	IRAGE BROKING SERVICES LLP	S	468554	409.82
531349	PANACEABIO	IRAGE BROKING SERVICES LLP	B	382798	409.86
500143	PHCAP	ALGOQUANT FINTECH LIMITED	B	30000	342.8
540703	PROCLB	DEENAZ VIRAF MIRZAN	B	50001	27.08
540703	PROCLB	MADHUBALA PARESH TRIVEDI	S	187285	27.08
540703	PROCLB	THAKKARVIPULBHAILAXMIDAS	B	100000	27.08
541703	RACONTEUR	DHULL TRADING PRIVATE LIMITED	S	36800	18.33
541703	RACONTEUR	VARUN JUNEJA	S	27200	17.31
541703	RACONTEUR	YASHIV HOLDINGS PRIVATE LIMITED	B	54400	18.36
541601	RAJNISH	RAJPUT RAVINDRA B	S	7500000	0.54
544629	RAVEL	NAV CAPITAL VCC - NAV CAPITAL EMERGING STAR FUND	B	35000	141.35

544629	RAVEL	NAVBHARAT INVESTMENT OPPORTUNITIES FUND	B	50000	136.45
544629	RAVEL	VINEET ARORA	B	35000	140.04
544374	ROADSTAR	J.C.FLOWERS ASSET RECONSTRUCTION PRIVATE LIMITED	S	12000000	59.99
544374	ROADSTAR	WHITEOAK CAPITAL MUTUAL FUND	B	11750000	60
540259	SHANGAR	SARITA	B	3231399	0.29
541890	SPACEINCUBA	SREEKIRAN CHALLAPILLA	B	1926789	0.37
544621	SSMD	ALGOQUANT FINTECH LIMITED	S	50000	73.34
544621	SSMD	ALGOQUANT FINTECH LIMITED	B	5000	71.62
544621	SSMD	SHYAMA SHAHI	B	56000	72
511447	SYLPH	BON LON SECURITIES LTD	B	10000000	0.72
511447	SYLPH	HARSHIT FINVEST PVT LTD	B	10000000	0.72
511447	SYLPH	PURSHOTTAM INVESTOFIN LTD	S	12250000	0.72
526638	TEXELIN	JUI PARAG LOKHANDE	S	68794	89.33
539798	UMIYA	DIVYA KANDA	S	51000	25.53
542046	VIVIDM	SALIM MOHAMMED HUSSEIN PUNJANI	S	1500000	6.4

NSE					
Security Code	Security Name	Client Name	Deal	Quantity	Price
BIKEWO	Bikewo Green Tech Limited	BASAN EQUITY BROKING LIMITED	BUY	80000	21.69
CGPOWER	CG Power & Ind. Sol. Ltd.	PI OPPORTUNITIES AIF V LLP	BUY	1670000	660
CGPOWER	CG Power & Ind. Sol. Ltd.	PIONEER INVESTMENT FUND	SELL	1670000	660
CRAFTSMAN	Craftsman Automation Ltd	PI OPPORTUNITIES AIF V LLP	BUY	79250	7140
CRAFTSMAN	Craftsman Automation Ltd	PIONEER INVESTMENT FUND	SELL	79250	7140
CUBEXTUB	Cubex Tubings Ltd	SWARNIM AVENUES PRIVATE LIMITED	SELL	250000	106.03
CURIS	Curis Lifesciences Ltd	SS CORPORATE SECURITIES LIMITED	BUY	61000	116.54
FILATFASH	Filatex Fashions Limited	PRABHAT SETHIA	SELL	65557103	0.36
KRISHFL-RE	Krishival Foods Limited	INDIA SME GROWTH FUND-SERIES 2	BUY	24166	33.55
KRISHFL-RE	Krishival Foods Limited	VIJAYABAI CHANDRAKANTRAO MANKOSKAR	SELL	35000	34.45
MACOBSTECH	Macobs Technologies Ltd	ACME CORPORATE ADVISORS PRIVATE LIMITED	BUY	60000	209.67
MACOBSTECH	Macobs Technologies Ltd	RAMAN TALWAR	SELL	99200	210
MARC	Marc Technocrats Limited	CAPACIOUS WEALTH MANAGEMENT LLP	BUY	328800	67.2
SHRIKANHA	Shri Kanha Stainless Ltd	ALACRITY SECURITIES LTD	SELL	100800	35.65
TECHD	TechD Cybersecurity Ltd	DEVI TRADERS LLP	SELL	50400	644.2
ZTECH	Z-Tech (India) Limited	M/S RR FAMILY TRUST	BUY	84000	650

Disclosure:

Research Reports that are published by Nirmal Bang Securities Private Limited (hereinafter referred to as "NBSPL") are for private circulation only. NBSPL is a registered Research Analyst under SEBI (Research Analyst) Regulations, 2014 having Registration no. INH000001766. NBSPL is also a registered Stock Broker with National Stock Exchange of India Limited, BSE Limited, Metropolitan Stock Exchange of India Limited, Multi Commodity Exchange of India Limited and , National Commodity and Derivative Exchange Limited in Capital Market , Equity and Commodities derivatives segments and Currency Derivatives Segment .

NBSPL has other business divisions with independent research teams separated by Chinese walls, and therefore may, at times, have different or contrary views on stocks and markets.

NBSPL or its associates have not been debarred / suspended by SEBI or any other regulatory authority for accessing / dealing in securities Market since last 20 years. NBSPL, its associates or analyst or his relatives do not hold any financial interest (Except Investment) in the subject company. NBSPL or its associates or Analyst do not have any conflict or material conflict of interest at the time of publication of the research report with the subject company. NBSPL or its associates or Analyst or his relatives may or may not hold beneficial ownership of 1% or more in the subject company at the end of the month immediately preceding the date of publication of this research report.

NBSPL or its associates / analyst has not received any compensation / managed or co-managed public offering of securities of the company covered by Analyst during the past twelve months. NBSPL or its associates have not received any compensation or other benefits from the company covered by Analyst or third party in connection with the research report. Analyst has not served as an officer, director or employee of Subject Company. NBSPL / analyst has not been engaged in market making activity of the subject company.

Analyst Certification: The research analysts and authors of these reports, hereby certify that the views expressed in this research report accurately reflects my/our personal views about the subject securities, issuers, products, sectors or industries. It is also certified that no part of the compensation of the analyst(s) was, is, or will be directly or indirectly related to the inclusion of specific recommendations or views in this research. The analyst(s) principally responsible for the preparation of this research report and has taken reasonable care to achieve and maintain independence and objectivity in making any recommendations.

Disclaimer:

The Research Report is for the personal information of the authorized recipient and does not construe to be any investment, legal or taxation advice. NBSPL is not soliciting any action based upon it. Nothing in the research report shall be construed as a solicitation to buy or sell any security or product, or to engage in or refrain from engaging in any such transaction. In preparing the research report, we did not take into account the investment objectives, financial situation and particular needs of the reader.

The research report has been prepared for the general use of the clients of NBSPL and must not be copied, either in whole or in part, or distributed or redistributed to any other person in any form. If you are not the intended recipient you must not use or disclose the information in the research report in any way. Though disseminated to all the customers simultaneously, not all customers may receive the research report at the same time. NBSPL will not treat recipients as customers by virtue of their receiving the research report. The research report is not directed or intended for distribution to or use by any person or entity resident in a state, country or any jurisdiction, where such distribution, publication, availability or use would be contrary to law, regulation or which would subject NBSPL & its group companies to registration or licensing requirements within such jurisdictions.

The report is based on the information obtained from sources believed to be reliable, but we do not make any representation or warranty that it is accurate, complete or up-to-date and it should not be relied upon as such. We accept no obligation to correct or update the information or opinions in it. NBSPL or any of its affiliates or employees shall not be in any way responsible for any loss or damage that may arise to any person from any inadvertent error in the information contained in the research report. NBSPL or any of its affiliates or employees do not provide, at any time, any express or implied warranty of any kind, regarding any matter pertaining to this report, including without limitation the implied warranties of merchantability, fitness for a particular purpose, and non-infringement. The recipients of the research report should rely on their own investigations.

This information is subject to change without any prior notice. NBSPL reserves its absolute discretion and right to make or refrain from making modifications and alterations to this statement from time to time. Nevertheless, NBSPL is committed to providing independent and transparent recommendations to its clients, and would be happy to provide information in response to specific client queries.

Before making an investment decision on the basis of research report, the reader needs to consider, with or without the assistance of an adviser, whether the advice is appropriate in light of their particular investment needs, objectives and financial circumstances. There are risks involved in securities trading. The price of securities can and does fluctuate, and an individual security may even become valueless. International investors are reminded of the additional risks inherent in international investments, such as currency fluctuations and international stock market or economic conditions, which may adversely affect the value of the investment. Opinions expressed are subject to change without any notice. Neither the company nor the director or the employees of NBSPL accept any liability whatsoever for any direct, indirect, consequential or other loss arising from any use of the research report and/or further communication in relation to the research report. Here it may be noted that neither NBSPL, nor its directors, employees, agents or representatives shall be liable for any damages whether direct or indirect, incidental, special or consequential including lost revenue or lost profit that may arise from or in connection with the use of the information contained in the research report.

Copyright of this document vests exclusively with NBSPL.

Our reports are also available on our website

Registration granted by SEBI and certification from NISM in no way guarantee performance of NBSPL or provide any assurance of returns to investors.

Nirmal Bang Research (Division of Nirmal Bang Securities Pvt. Ltd.)

B-2, 301/302, Marathon Innova,
Opp. Peninsula Corporate Park
Off. Ganpatrao Kadam Marg
Lower Parel(W), Mumbai-400013
Board No. : 91 22 6723 8000/8001
Fax. : 022 6723 8010